



AGRICULTURAL BUILDINGS



Quality Buildings Since 1983



“ We are very proud
of the buildings we
construct ”

Letter from the Owner:

We appreciate your interest in a PDQ Building. I trust that the information in this brochure will be helpful in making an informed decision on a new PDQ building.

PDQ Pole Buildings is a division of Steel Building Materials Corp. To you, our customer, this has distinct advantages. First, through combined purchasing power we can buy the best materials available, at better prices and pass the savings onto you. Second, our vast knowledge of pole and steel structures enables us to give you the right building with the right features and the very best possible quality job.

Our brochure shows several different styles and colors of buildings we have built in the past, and also many of the standard options available today. While many pole buildings look alike from the outside, there are very big differences in the way they are constructed.

We are very proud of the buildings that we construct and we will be more than happy to pick you up, at your convenience, and tour a few of them with you. We believe that, after you have had an opportunity to look at our construction you will be able to witness for yourself the Price, Dependability, Quality that our name stands for.

We are a fully bonded and insured company whose employees are all covered by Workman's Compensation. (Extremely Important!)

Thank you for your interest in a PDQ Building. You will experience a quality job and a durable building every time. You have my word on it.

Bill McCreadie Sr.

Owner

Wood Building 30' x 36' x 12' w/ porch



Any design imaginable can be built by PDQ Buildings Skilled Carpenters

Metal Building 40' x 40' x 10' w/ Porch



Metal Building 24' x 34' x 14'



“THE PDQ DIFFERENCE”

A PDQ Building is very versatile. They are intended to be used for residential and light commercial buildings, offices, churches, farm structures, horse facilities and residential garages. PDQ Buildings are designed to meet all commercial and residential code requirements.

On a prepared site, most PDQ Buildings will be built to the following specifications:

1. **STANDARD WIDTHS:** 24' to 80' +
2. **STANDARD LENGTHS:** 24' to 300' +
3. **STANDARD HEIGHTS:** 8' TO 24' +
4. **POST:** PDQ's 6" x 6" posts are pressure treated to .60 CCA (50 year warranty). Even though this treatment is specified in the Ohio Basic Building Code (OBBC), there are very few builders that use .60 CCA. All posts are cross-drilled and rebar is installed to prevent uplift.
5. **SKIRT BOARD:** One pressure treated 2" x 8" skirt shall be placed at the base of your PDQ Building
6. **WALL GIRTS:** 2" x 4" or 2" x 6" Spruce-pine-fir depending on model, girts shall be placed on the outside face of the columns approximately 24" apart to support siding.
7. **HEADER:** Most PDQ Buildings have a DOUBLE 2"X12" header (#1 Southern Yellow Pine).
8. **TRUSS TO HEADER CONNECTION:** Trusses are attached to header by 2" x 6" nailers. Nailed in between double 2" x 12" header & into side of truss, at each truss.
9. **ROOF TRUSSES:** All PDQ Building trusses will be engineered & prefabricated. Metal roof trusses are spaced 4' on center. Shingle roof trusses are spaced 2' on center. Here at PDQ Buildings. We feel truss spacing is very important in determining the quality of the building. Although extra trusses add expense, it insures every PDQ customer a quality building for many years & eliminates future roof leaks and sagging rooflines, often seen in lesser quality buildings with wider spaced truss systems. All PDQ Buildings come standard with trusses that surpass all loading requirements of the (OBBC), to ensure long lasting strength & durability.
10. **END TRUSSES:** Prefabricated trusses shall be used on end as well (same design as the balance of the roof system).
11. **ROOF PURLINS:** 2" x 4" #2 Southern yellow pine purlins shall be placed flat with 2 nails at each connection. All PDQ Buildings' roof purlins will be placed 24" on center on top of truss to support steel roof system. With this method of construction you add to the diaphragm action of the roof. Roofs where purlins are on edge (because of wider truss spacing) lose some of the benefit of this diaphragm action.



Custom Built:
**EQUIPMENT
STORAGE BUILDINGS**

“PDQ QUITE SIMPLY THE BEST!”

12. **SIDE-WALL & END WALL BRACING:** 2” x 4” Bracing or equivalent, placed between post on inside of side-wall girt & running at a basic 45 degree angle from top of corner post to base of building on both ends & sides. Additional side wall braces will be installed when the PDQ BUILDING length exceeds 80’.
13. **ROOF BRACING:** (Wind Bracing) 2” x 4” bracing, placed between trusses on the bottom side of the roof purlins & running at a basic 45 degree angle from corner of building to peak of building on each end.
14. **BOTTOM CHORD BRACES:** 2” x 4” Bracing, running the length of the building, applied to the bottom chord & webs of the trusses as required by truss design.
15. **SWAY BRACES:** 2” X 4” Bracing placed in “X” form in trusses to resist truss rotation, when necessary.
16. **KNEE BRACES:** 2” x 6” Braces on a 45 degree angle from column to truss top chord on all side-wall posts in the 16’ & higher PDQ Buildings & on al PDQ Buildings where the length is greater then three times the width. Brace is fastened to column approximately 3’ below the bottom of the truss (wherever required).
17. **SIDE STEEL:** Painted galva-lume (metal) in choice of colors, applied in full length panels on both sides & ends (40 year warranty).
18. **ROOF STEEL:** Painted galva-lume (metal) in choice of colors, screwed to roof purlins to prevent leaks & add to diaphragm action your PDQ Building.
19. **TRIM:** Painted galva-lume (metal) in choice of colors.
20. **SIDE OVERHANG:** Available to customer’s specifications, at additional cost.
21. **GABLE OVERHANGS:** Available to customer’s specifications, at additional cost.
22. **DOORS & WINDOWS:** Just about any type of doors & windows are available on your new PDQ Building. All doors & window headers are designed for specific requirements & are placed below truss, thus reducing door heights to a lower dimension then the interior clearance. All exposed headers & jambs on your PDQ Buildings are covered with trim & boxed.
23. **GABLE VENTS:** These are optional
24. **FASTENER DESCRIPTION:** All galva-lume (metal) roofs and side walls are fastened with screws.





Custom Built:
**HORSE
BARN**

STANDARD BUILDING OPTIONS


GARAGE DOORS



WINDOWS



ENTRY DOORS



SLIDING DOORS



CUPOLAS



SIDING & ROOFING OPTIONS

WOOD SIDING



VINYL SIDING



METAL SIDING



METAL ROOFING



SHINGLE ROOFING



Here at P.D.Q we have built thousands of Agricultural Buildings. The most common building types are below.

HORSE BARNS



RIDING ARENAS



LIVE STOCK BARNS



STORAGE BARNS



We build many types of agricultural buildings some of which are on the following pages.

FINISHED AGRICULTURAL BUILDINGS



FINISHED AGRICULTURAL BUILDINGS



FINISHED AGRICULTURAL BUILDINGS





Visit our newly updated Website

Website:
www.PdqPoleBuildings.com

Email:
Support@mypdqdoor.com



PDQ POLE BUILDINGS

805 U.S. 50
 Milford, Oh. 45150

Phone: 513-530-5960
 Fax: 513-530-9236